



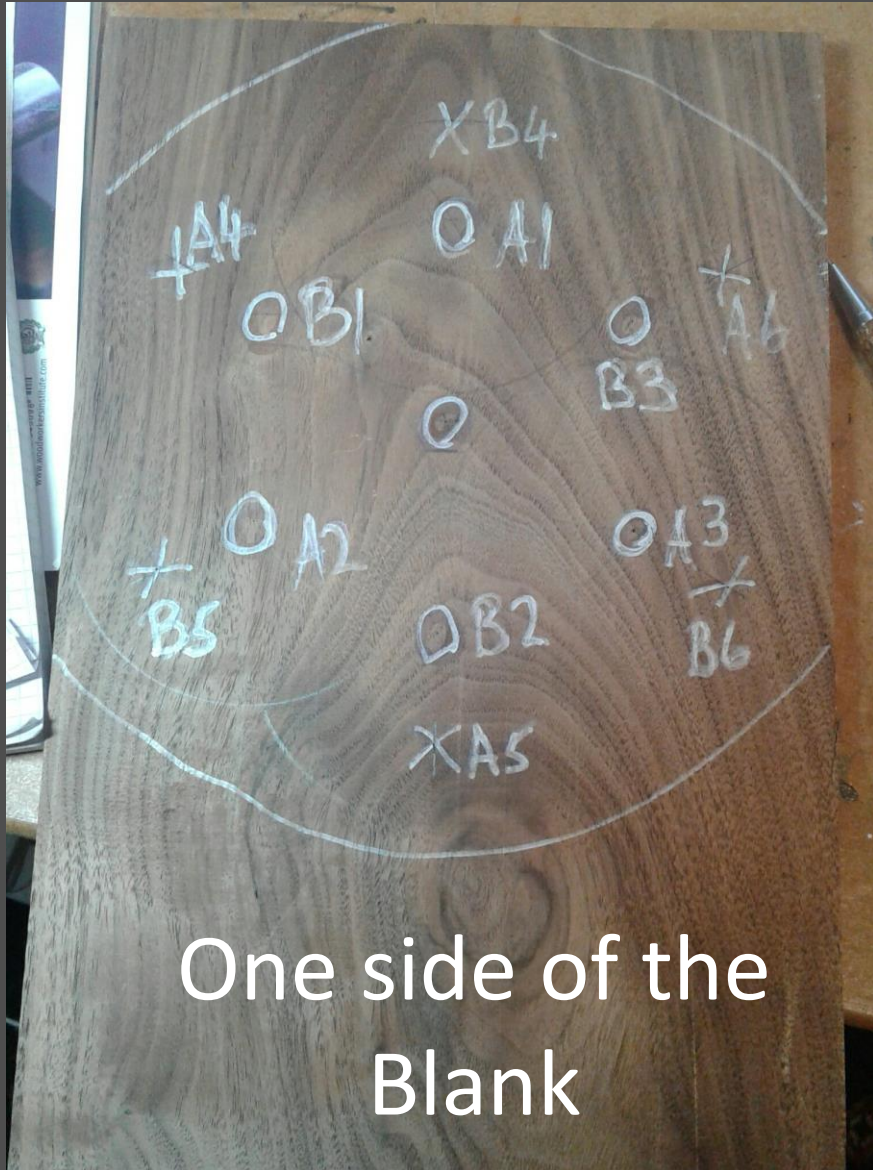
# **Holding on the Lathe**

---

**Some none conventional holding methods**

Whatever way you intend holding on your lathe make sure it is Safe and unlikely to come flying off.

Also beware and work at a Safe Speed



One side of the  
Blank



Multi Centre





Counterbalances

Side One



Side Two








# Emerging Bowls





# Hot Glue Holding







# Emerging Bowls



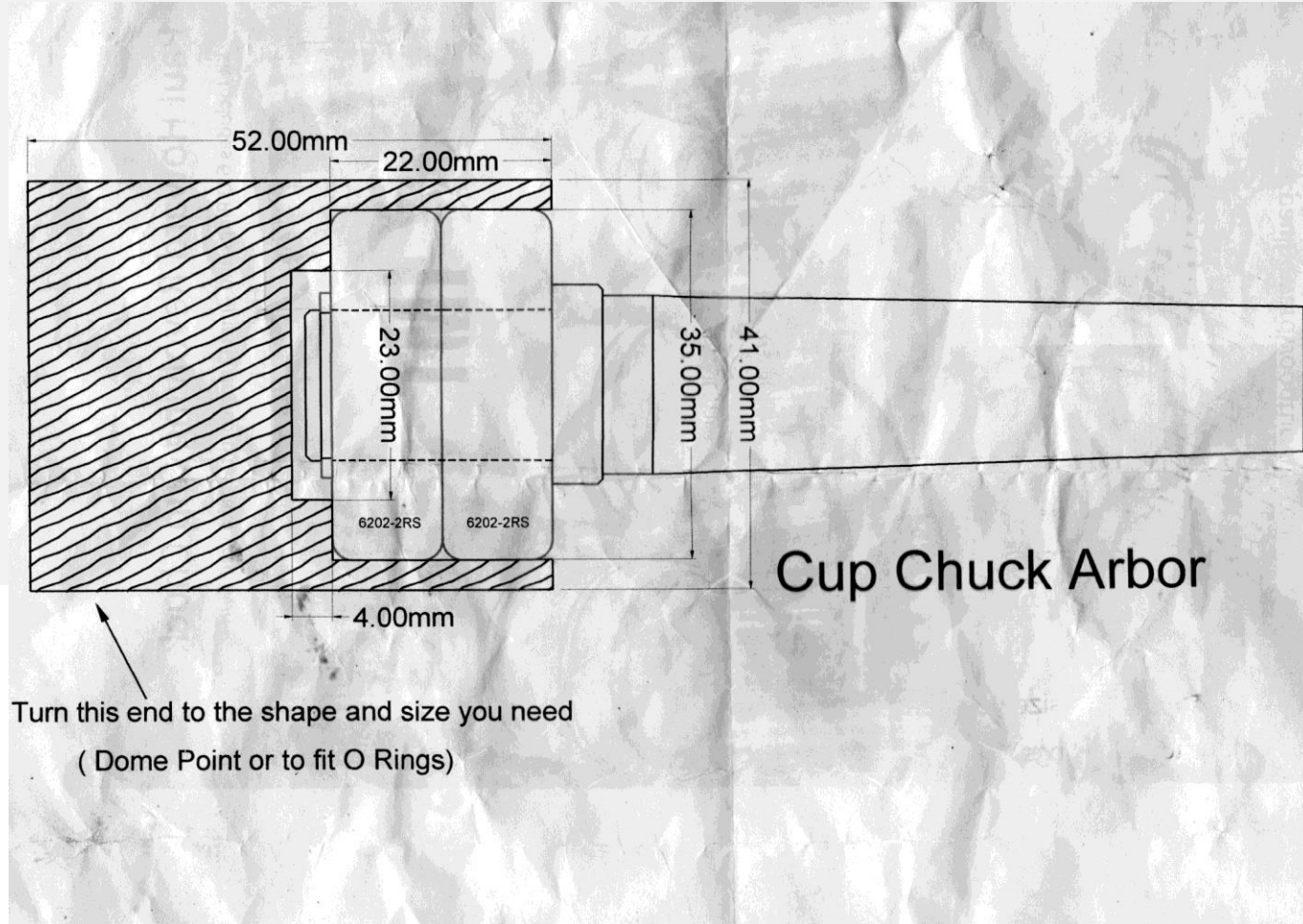


# Walking Stick Handle





# Paul Howard Revolving Cup Chuck



Paul Howard Revolving Cup Chuck

Kit Includes 6 O Rings and 4mm O ring cord to make your own cup chucks

1MT

Cup Chuck Arbor

www.paulhowardwoodturning.co.uk

Mob 07966 188559

The image is a promotional graphic for a cup chuck kit. At the top, the text reads 'Paul Howard Revolving Cup Chuck' and 'Kit Includes 6 O Rings and 4mm O ring cord to make your own cup chucks'. Below this is a photograph of several wooden cup chucks mounted on metal arbors. One of the chucks has '1MT' printed on it in blue. At the bottom left, there is a smaller inset image showing a close-up of a cup chuck arbor, a metal O-ring, and a cord. The text 'Cup Chuck Arbor' is written next to this inset. At the bottom right, there is another inset image showing a wooden cup chuck mounted on a metal arbor. The website 'www.paulhowardwoodturning.co.uk' and the mobile number 'Mob 07966 188559' are listed at the bottom.