


Northumbrian Woodturners Association

Risk Assessment



For Club meeting demonstrations and or members hands-on and training events.

Prepared By Ian S Elliott on 11th January 2019

This Risk Assessment should be read in conjunction with NWA Safe Working Practice

To be reviewed on or before 10th January 2020

Operation to be undertaken	Who is at Risk	Potential Hazards Hazard Rating 1=Low 10=High	Actions already in place	Further Actions Required	Action by	Action deadline	Date Action carried out and by whom
Setting up Meeting Room for demonstration and/or hands on training.	Members Guests	<u>Manual handling 4</u>	The Club has a Safe Work Procedure(SWP) in place which has been issued to all members see SWP 2.2, 2.4, 2.5 and 2.7 They are also available to view on the clubs website	A copy of our SWP and Risk Assessments will be issued to all new members. This is also relevant to all the following potential hazards	Chairman to issue as part of Welcome pack	New members with Welcome pack	Secretary
	Members Guests	<u>Slips and trips 3</u>	See SWP 2.3				
Operating a Woodturning Lathe	Operator/Demonstrators	<u>Entanglement 8</u> Long hair, Lanyards, Necktie, Jewellery, Cloths etc. could become entangled in moving parts	As rotating parts are necessarily exposed to carried out turning entanglement is possible so it is important that SWP 3.2 is followed	A copy of our SWP and Risk Assessments will be sent to external demonstrators	Secretary or who books the demonstrator	At time of booking	Ongoing
Operating a Woodturning Lathe	Operator/Demonstrators Club Members Visitors Bystanders	<u>Struck by moving object 6</u> Timber work piece could fly off or part of work piece could fly off	See SWP 3.2, 3.3.1 to 3.3.4				
Operating a Woodturning Lathe	Operator/Demonstrators Members Guests	<u>Slips and trips 3</u>	See SWP 2.3	Floor area should be kept clean and tidy to minimise the risk of tripping.	Committee Members	Ongoing during every demonstration or hands on training	
Operating a Woodturning Lathe	Operator/Demonstrators Members Guests	<u>Electrocution 3</u>	See SWP 2.3 and 2.3.1	Renew PAT tests annually Next tests due 19/12/2019	Committee Members	Latest test carried out on 19/12/2018	
Operating a Woodturning Lathe	Demonstrators Club Members	<u>Falling sharp tools 4</u>	See SWP 3.2 and 3.3.5				
Operating a Woodturning Lathe	Operator/Demonstrators	<u>Damage to eyes or Inhaling Shavings of wood or fine wood dust 4</u>	See SWP 3.2, 3.3.6 and use (PPE) Personal Protection Equipment				
Operating a Woodturning Lathe	Operator/Demonstrators	<u>Trapping of fingers 3</u>	See SWP 3.3.3 to 3.3.6				
Stripping down set-up after demonstration and/or hands on training.	Members Guests	<u>Manual handling 4</u>	See SWP 2.2 and 2.7				

If any new equipment or procedures are implemented the Risk Assessment should reviewed prior to the stated review date.

Issue date 11/1/2019

Northumbrian Woodturners Association


Risk Assessment

For External demonstrations.

Prepared By Ian S Elliott on 11th January 2019

This Risk Assessment should be read in conjunction with NWA Safe Working Practice

To be reviewed on or before 10th January 2020



Operation to be undertaken	Who is at Risk	Potential Hazards Hazard Rating 1=Low 10=High	Actions already in place	Further Actions Required	Action by	Action deadline	Date Action carried out and by whom
Transporting and Setting up demonstration	Members	<u>Manual handling 4</u>	The Club has a Safe Work Procedure(SWP) in place which has been issued to all members see SWP 4.1 and 4.2	A copy of our SWP and Risk Assessments will be issued to all new members. This is also relevant to all the following potential hazards	Chairman to issue as part of Welcome pack	New members with Welcome pack	Secretary
	Members	Slips and trips 3	See SWP 4.3				
Operating a Woodturning Lathe	Demonstrators	<u>Entanglement 8</u> Long hair, Lanyards, Necktie, Jewellery, Cloths etc. could become entangled in moving parts	As rotating parts are necessarily exposed to carried out turning entanglement is possible so it is important that SWP 4.3 is followed	A copy of our SWP and Risk Assessments will be sent to external venue	Secretary or who books the venue	At time of booking	Ongoing
Operating a Woodturning Lathe	Demonstrators Club Members Members of the public	<u>Struck by moving object 6</u> Timber work piece could fly off or part of work piece could fly off	See SWP 4.3				
Operating a Woodturning Lathe	Demonstrators Members of the public	<u>Slips and trips 3</u>	See SWP 4.2	Floor area should be kept clean and tidy to minimise the risk of tripping.	Members attending demonstration	Ongoing during every demonstration	
Operating a Woodturning Lathe	Demonstrators Members of the public	<u>Electrocution 3</u>	See SWP 4.2	Renew PAT tests annually Next tests due 19/12/2019	Committee Members	Latest test carried out on 19/12/2018	
Operating a Woodturning Lathe	Demonstrators Club Members	<u>Falling sharp tools 4</u>	See SWP 3.3.5 and 3.2				
Operating a Woodturning Lathe	Demonstrators Members of the public	Damage to eyes or Inhaling <u>Shavings of wood or fine wood dust 4</u>	See SWP 4.3 and use (PPE) Personal Protection Equipment				
Operating a Woodturning Lathe	Demonstrators	<u>Trapping of fingers 3</u>	See SWP 4.3				
Stripping down set-up after demonstration and/or hands on training.	Members	<u>Manual handling 4</u>	See SWP 4.2				

If any new equipment or procedures are implemented the Risk Assessment should reviewed prior to the stated review date.

Issue date 11/1/2019

Northumbrian Woodturners Association


Risk Assessment

For Club meeting demonstrations and or members hands-on and training events.

Prepared By Ian S Elliott on 11th January 2019

[This Risk Assessment should be read in conjunction with NWA Safe Working Practice](#)

To be reviewed on or before 10th January 2020



Operation to be undertaken	Who is at Risk	Potential Hazards Hazard Rating 1=Low 10=High	Actions already in place	Further Actions Required	Action by	Action deadline	Date Action carried out and by whom
Setting up Grindstone	Members	<u>Manual handling 3</u>	The Club has a Safe Work Procedure(SWP) in place which has been issued to all members see SWP 5.1	A copy of our SWP and Risk Assessments will be issued to all new members. This is also relevant to all the following potential hazards	Chairman to issue as part of Welcome pack	New members with Welcome pack	Secretary
	Members	<u>Slips and trips 3</u>	See SWP 5.1				
Operating Grindstone	Demonstrators Club Members	<u>Entanglement 8</u> Long hair, Lanyards, Necktie, Jewellery, Cloths etc. could become entangled in moving parts	As rotating parts are necessarily exposed to carried out turning entanglement is possible so it is important that SWP 5.2 is followed	A copy of our SWP and Risk Assessments will be sent to external demonstrators	Secretary or who books the demonstrator	At time of booking	Ongoing
Operating Grindstone	Demonstrators Club Members	<u>Slips and trips 3</u>	See SWP 5.1	Floor area should be kept clean and tidy to minimise the risk of tripping.	Committee Members	Ongoing during every demonstration or hands on training	
Operating Grindstone	Demonstrators Club Members	<u>Electrocution 3</u>	See SWP 5.1	Renew PAT tests annually Next tests due 19/12/2019	Committee Members	Latest test carried out on 19/12/2018	
Operating Grindstone	Demonstrators Club Members	<u>Falling sharp tools 4</u>	See SWP 5.2 and 5.3				
Operating Grindstone	Demonstrators Club Members	<u>Damage to eyes 4</u>	See SWP 5.2 and use (PPE) Personal Protection Equipment				
Operating Grindstone	Demonstrators Club Members	<u>Trapping of fingers 3</u>	See SWP 5.1				
Stripping down set-up after demonstration and/or hands on training.	Club Members	<u>Manual handling 3</u>	See SWP 5.1				

If any new equipment or procedures are implemented the Risk Assessment should reviewed prior to the stated review date.

Issue date 11/1/2019

Northumbrian Woodturners Association


Risk Assessment

For Access to High-Level storage within Club meeting room.

Prepared By Ian S Elliott on 11th January 2019

[This Risk Assessment should be read in conjunction with NWA Safe Working Practice](#)

To be reviewed on or before 10th January 2020



Operation to be undertaken	Who is at Risk	Potential Hazards Hazard Rating 1= Low 10 =High	Actions already in place	Further Actions Required	Action by	Action deadline	Date Action carried out and by whom
Accessing high-level storage within meeting Room	Members	<u>Falling from height 8</u>	The Club has a Safe Work Procedure(SWP) in place which has been issued to all members see SWP 6.3 to 6.5 They are also available to view on the clubs website	A copy of our SWP and Risk Assessments will be issued to all new members. This is also relevant to all the following potential hazards	Chairman to issue as part of Welcome pack	New members with Welcome pack	Secretary
	Members Guests	<u>Hit by falling objects 4</u>	See SWP 6.2				
Loading and unloading High-level storage	Members	<u>Manual handling 4</u>	See SWP 6.2 to 6.5				

If any new equipment or procedures are implemented the Risk Assessment should reviewed prior to the stated review date.

Issue date 11/1/2019