


# Northumbrian Woodturners Association

## Risk Assessment



For Club meetings, demonstrations and or members hands-on and training events.

Updated By Ian S Elliott on 14/10/2023

This Risk Assessment should be read in conjunction with NWA Safe Working Practice

To be reviewed on or before 13/10/2024

**Any Government Covid-19 restriction or guidelines introduced after 9/8/2022 that are higher than below take precedence.**


Operation to be undertaken		Potential Hazards Hazard Rating 1= Low 10 =High	Actions already in place	Further Actions Required	Action by	Action deadline	Date Action carried out and by whom
Setting up Meeting Room for demonstration and/or hands on training.	Members Guests	<u>Manual handling 4</u>	The Club has a Safe Work Procedure(SWP) in place which has been issued to all members see SWP Section 1  They are also available to view on the clubs website	A copy of our SWP and Risk Assessments will be issued to all new members. This is also relevant to all the following potential hazards	Chairman to issue as part of Welcome pack via email	New members with Welcome pack	Secretary to advise members on club nights that both SWP and Risk Assessments are on the notice board and the clubs website. Also whenever they are updated
Setting up Cameras etc.	Members Guests	Slips and trips 3	See SWP 1.6				
	Members	<u>Falling from Hight's 3</u>	See SWP 1.7, 1.8		Committee Members	Ongoing during every demonstration	
Operating a Woodturning Lathe	Operator/Demonstrators	<u>Entanglement 8</u> Long hair, Lanyards, Necktie, Jewellery, Cloths etc. could become entangled in moving parts	As rotating parts are necessarily exposed to carried out turning entanglement is possible so it is <b>important</b> that SWP 2.2 is followed	A copy of our SWP and Risk Assessments will be emaild to external demonstrators	Secretary or who books the demonstrator	approximately one week prior to the demonstration	Ongoing
Operating a Woodturning Lathe	Operator/Demonstrators Club Members Visitors Bystanders	<u>Struck by moving object 6</u> Timber work piece could fly off or part of work piece could fly off	See SWP 2.3.1, 2.3.2				
Operating a Woodturning Lathe	Operator/Demonstrators Members Guests	<u>Slips and trips 3</u>	See SWP 1.6	Floor area should be kept clean and tidy to minimise the risk of tripping.	Committee Members	Ongoing during every demonstration or hands on training	
Operating a Woodturning Lathe	Operator/Demonstrators Members Guests	Electrocution 3	See SWP 1.6, 1.6.1	Renew PAT tests annually Next tests due 12/10/24	Committee Members	Latest test carried out on 13/10/2023	
Operating a Woodturning Lathe	Demonstrators Club Members	<u>Falling sharp tools 4</u>	See SWP 2.2 and 2.3.5				
Operating a Woodturning Lathe	Operator/Demonstrators	<u>Damage to eyes or Inhaling Shavings of wood or fine wood dust 4</u>	See SWP all of section 2 and use (PPE) Personal Protection Equipment CamVac to be used when sanding				
Operating a Woodturning Lathe	Operator/Demonstrators	<u>Trapping of fingers 3</u>	See SWP all of section 2.3				
Stripping down set-up after demonstration and/or hands on training.	Members Guests	<u>Manual handling 4</u>	See SWP 1.7, 1.8 and 1.10				

If any new equipment or procedures are implemented the Risk Assessment should reviewed prior to the stated review date.

Issue date 14/10/23

# Northumbrian Woodturners Association

## Risk Assessment



For External demonstrations.

Prepared By Ian S Elliott on 14/10/23

This Risk Assessment should be read in conjunction with NWA Safe Working Practice

To be reviewed on or before 13/10/24


Operation to be undertaken	Who is at Risk	Potential Hazards Hazard Rating 1= Low 10 =High	Actions already in place	Further Actions Required	Action by	Action deadline	Date Action carried out and by whom
Transporting and Setting up demonstration	Members	<u>Manual handling 4</u>	The Club has a Safe Work Procedure(SWP) in place which has been issued to all members see SWP Section 1  They are also available to view on the clubs website	A copy of our SWP and Risk Assessments will be issued to all new members. This is also relevant to all the following potential hazards	Chairman to issue as part of Welcome pack via email	New members with Welcome pack	Secretary to advise members on club nights that both SWP and Risk Assessments are on the notice board and the clubs website. Also whenever they are updated
	Members	<u>Slips and trips 3</u>	See SWP 1.6				
Operating a Woodturning Lathe	Demonstrators	<u>Entanglement 8</u> Long hair, Lanyards, Necktie, Jewellery, Cloths etc. could become entangled in moving parts	As rotating parts are necessarily exposed to carried out turning entanglement is possible so it is <b>important</b> that SWP 2.2 is followed	A copy of our SWP and Risk Assessments will be emaild to external demonstrators	Secretary or who books the demonstrator	approximately one week prior to the demonstration	Ongoing
Operating a Woodturning Lathe	Demonstrators Club Members Members of the public	Struck by moving object 6 Timber work piece could fly off or part of work piece could fly off	See SWP 2.3.1, 2.3.2				
Operating a Woodturning Lathe	Demonstrators Members of the public	<u>Slips and trips 3</u>	See SWP 1.6	Floor area should be kept clean and tidy to minimise the risk of tripping.	Committee Members	Ongoing during every demonstration or hands on training	
Operating a Woodturning Lathe	Demonstrators Members of the public	<u>Electrocution 3</u>	See SWP 1.6, 1.6.1	Renew PAT tests annually Next tests due 12/10/24	Committee Members	Latest test carried out on 13/10/23	
Operating a Woodturning Lathe	Demonstrators Club Members	<u>Falling sharp tools 4</u>	See SWP 2.2 and 2.3.5				
Operating a Woodturning Lathe	Demonstrators Members of the public	<u>Damage to eyes or Inhaling Shavings of wood or fine wood dust 4</u>	See SWP all of section 2 and use (PPE) Personal Protection Equipment				
Operating a Woodturning Lathe	Demonstrators	<u>Trapping of fingers 3</u>	See SWP all of section 2.3				
Stripping down set-up after demonstration and/or hands on training.	Members	<u>Manual handling 4</u>	See SWP 1.7, 1.8 and 1.10				

If any new equipment or procedures are implemented the Risk Assessment should reviewed prior to the stated review date.

Issue date 14/10/23

# Northumbrian Woodturners Association

## Risk Assessment



For Club meeting demonstrations and or members hands-on and training events.

Prepared By Ian S Elliott on 14/10/23

This Risk Assessment should be read in conjunction with NWA Safe Working Practice

To be reviewed on or before 13/10/24

Operation to be undertaken	Who is at Risk	Potential Hazards Hazard Rating 1= Low 10 =High	Actions already in place	Further Actions Required	Action by	Action deadline	Date Action carried out and by whom
Setting up Grindstone	Members	<u>Manual handling 4</u>	The Club has a Safe Work Procedure(SWP) in place which has been issued to all members see SWP Section 4  They are also available to view on the clubs website	A copy of our SWP and Risk Assessments will be issued to all new members. This is also relevant to all the following potential hazards	Chairman to issue as part of Welcome pack via email	New members with Welcome pack	Secretary to advise members on club nights that both SWP and Risk Assessments are on the notice board and the clubs website. Also whenever they are updated
	Members	<u>Slips and trips 3</u>	See SWP 1.6				
Operating Grindstone	Demonstrators Club Members	<u>Entanglement 8</u> Long hair, Lanyards, Necktie, Jewellery, Cloths etc. could become entangled in moving parts	As rotating parts are necessarily exposed to carried out sharpening entanglement is possible so it is <b>important</b> that SWP 4 is followed	A copy of our SWP and Risk Assessments will be email to external demonstrators	Secretary or who books the demonstrator	approximately one week prior to the demonstration	Ongoing
Operating Grindstone	Demonstrators Club Members	<u>Slips and trips 3</u>	See SWP 1.6	Floor area should be kept clean and tidy to minimise the risk of tripping.	Committee Members	Ongoing during every demonstration or hands on training	
Operating Grindstone	Demonstrators Club Members	<u>Electrocution 3</u>	See SWP 1.6, 1.6.1	Renew PAT tests annually Next tests due 12/10/24	Committee Members	Latest test carried out on 13/10/23	
Operating Grindstone	Demonstrators Club Members	<u>Falling sharp tools 4</u>	See SWP 2.2 and 2.3.5				
Operating Grindstone	Demonstrators Club Members	<u>Damage to eyes or Inhaling Shavings of wood or fine wood dust 4</u>	See SWP all of section 2, 4 and use (PPE) Personal Protection Equipment				
Operating Grindstone	Demonstrators Club Members	<u>Trapping of fingers 3</u>	See SWP all of section 4				
Stripping down set-up after demonstration and/or hands on training.	Club Members	<u>Manual handling 4</u>	See SWP 1.7, 1.8, 1.10 and 4				

If any new equipment or procedures are implemented the Risk Assessment should reviewed prior to the stated review date.

Issue date 14/10/23