


Inspiration by Ian Elliott

Again, I must present something from the past, as I still have not been back in my shed. (New Year's resolution must get back in the shed)


Where do we get our inspiration from to turn something different? Normally it is from things we have seen done by fellow members, demonstrators or in woodturning books and magazines. For this project I got my inspiration whilst recovering in bed from an illness. Looking up at the light fitting above the bed I thought that would make an interesting thing to turn! You could say it was a light bulb moment. Bad joke!



About five months later I got around to attempting it. First, I selected a blank of Sycamore because it is a timber that is plain and easy to turn. My aim was for a maximum wall thickness of 2mm and I intended to add both Pyrography and colour. I needed to turn the bowl shape prior to putting pencil to paper, so that the design suited the size and shape rather than trying to do it the other way round. On my first attempt I got a catch near the end of turning the inside and it shattered. Luckily, I had another blank of Sycamore and I did turn that one successfully to a wall thickness of 1.5 to 2mm x 240mm diameter.



Now that I had the size and shape, I could put pencil to paper and come up with the design



By putting eight equally spaced cuts from the perimeter towards the centre of the paper design, I could lay it onto the inside of the bowl and transfer the design onto the bowl.



I enhanced the tracing marks with a pyrography pen.

I did think about adding colour to the whole design, but first had a trial this using a cutting from the shattered first attempt.


I quickly concluded that less is more.



Then pyrographed the design outline onto the inside of the bowl



Using a Dremel cut-out the design.



Then pyrographed the design on the underside



Pyrographed more detail and added some shadow to give the effect that the inner leaves are behind the outer ones.



And the same on the underside.



Little bit of colour to the flowers plus a couple of coats of lacquer



Who or what inspired you or what was your light bulb moment? Write it up and send it to Stan to go in the Bulletin.